

Fluke 1770 Series Three-Phase Power Quality Analyzers



Key features

- Automatically measure power and power quality parameters
- At-a-glance power quality health for faster troubleshooting
- Easily view V/A/Hz, power, dips, swells, and harmonics data
- Capture high-speed transients up to 8 kV
- Power directly from measurement circuit without a line cord

Product overview: Fluke 1770 Series Three-Phase Power Quality Analyzers

```
#fluke-product-display-overview { width: 100% !important; } .container-flex { display: flex; flex-direction: row; align-items: center; margin-bottom: 5rem; } .container-flex div { flex-grow: 1; } .container-flex img { max-width: 500px; } .container-flex div:first-child { padding-right: 2em; } @media only screen and (max-width: 1050px) { .container-flex { flex-direction: column; } .col-reverse { flex-direction: column-reverse; } .container-flex img { margin: 0 auto; } .container-flex div:first-child { padding-right: 0em; } .container-flex img { max-width: 100%; } }
```

Automatic measurements. More flexibility. Better power quality troubleshooting.

Fluke 1770 Series Three-Phase Power Quality Analyzers eliminate the complexities of power quality logging, troubleshooting, and analysis. Engineered to be the faster, easier way to perform power quality studies, the 1770 Series offers automatic measurements, a straightforward user interface and setup, best-in-class specifications, and a simplified reporting platform. The instrument can also be powered directly from the measurement circuit, eliminating the need to find a power outlet or



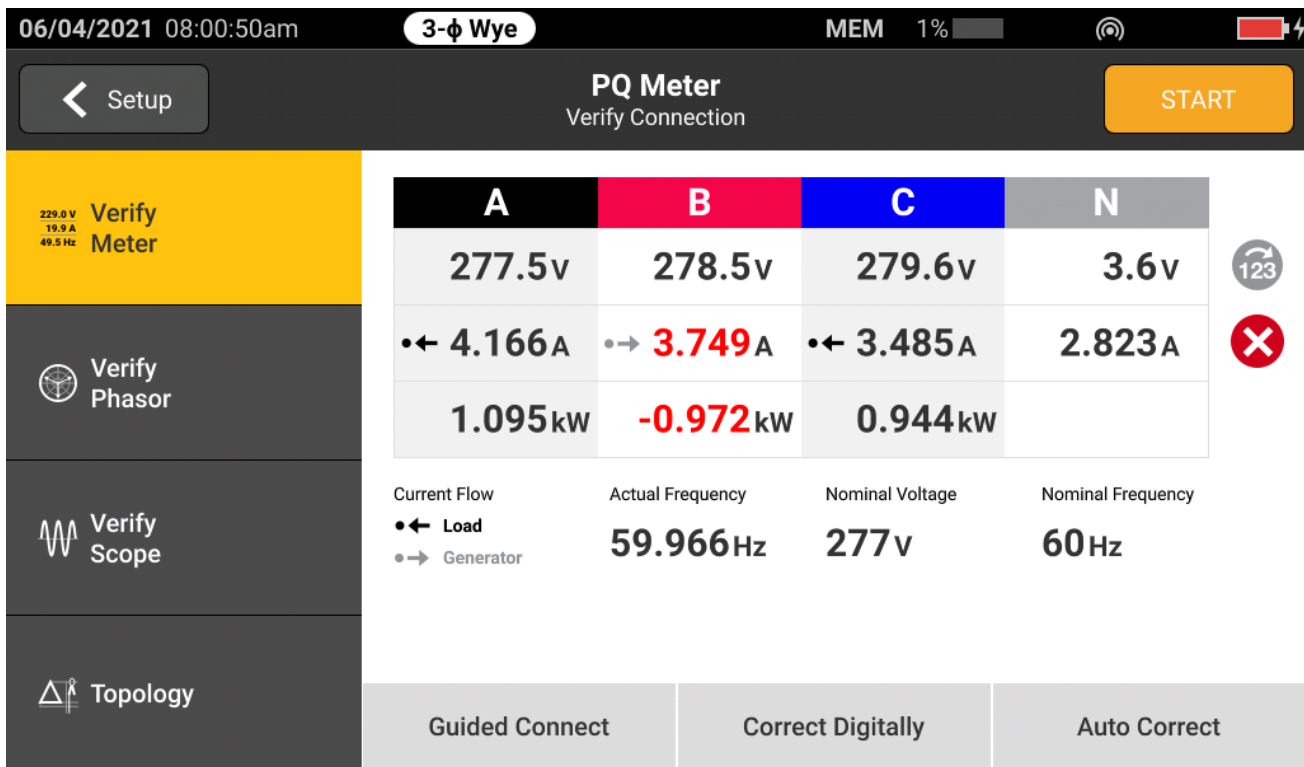
use a lengthy extension cord

With the 1770 Series you'll never miss a critical power quality event—from fast transients up to 8 kV, harmonics up to 30 kHz, dips and swells, as well as the voltage, current, and power measurements that enable you to characterize your electrical system.

Automatic measurement capture

Whether you're performing a quick system check or a detailed power quality study, consistent data is key. The Fluke 1770 Series offers a unique automatic measurement capture system that helps ensure you're collecting the right data every time, while still giving you the flexibility to select and adjust specific parameters as needed. More than 500 power quality parameters are captured by default and the guided setup makes it easy to select the right parameters for the system you're working on. Logged data is instantly viewable, downloadable, and shareable with Fluke Energy Analyze Plus software so you never need to wait to finish a session before reviewing results or analyzing data.





Ultimate measurement confidence

The Fluke 1770 Series are 2-in-1 devices that combine the troubleshooting functionality of a power quality meter with the robust analysis and logging capabilities of a standalone power quality analyzer—in a single, easy-to-use, handheld device.

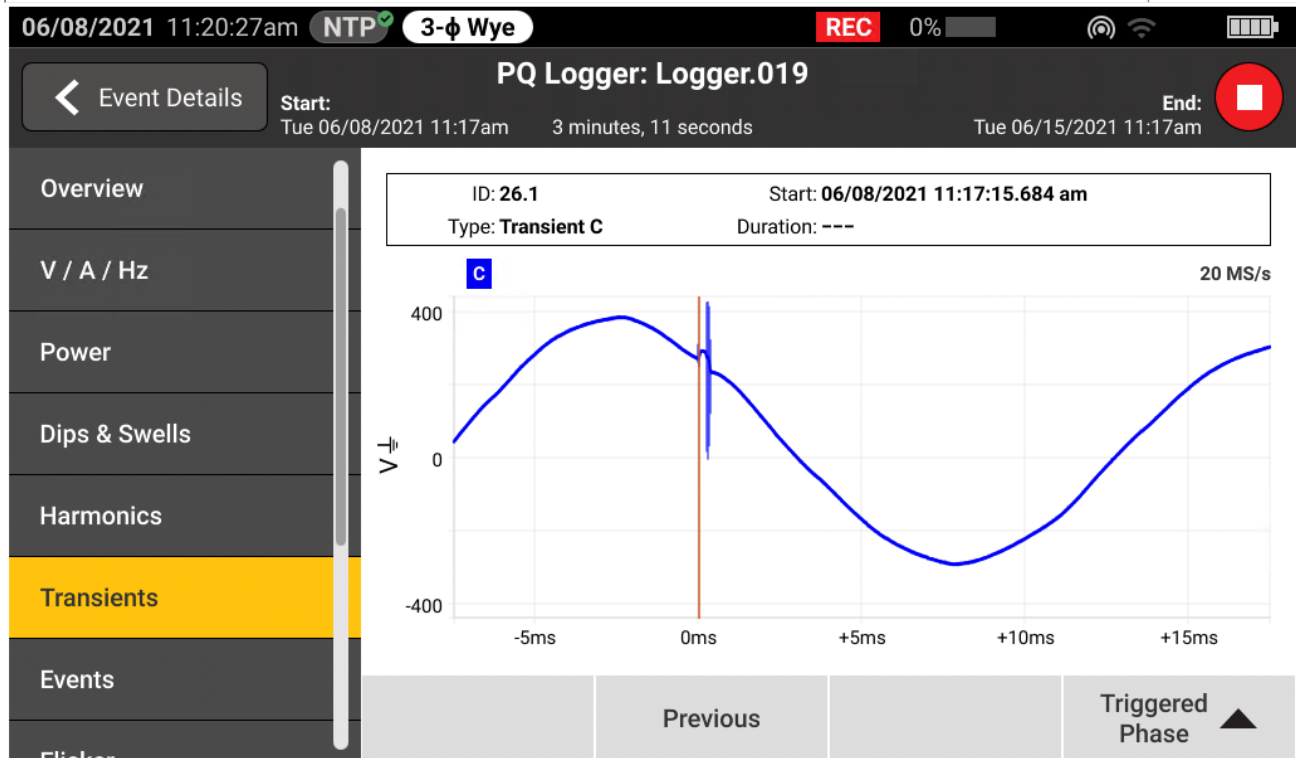
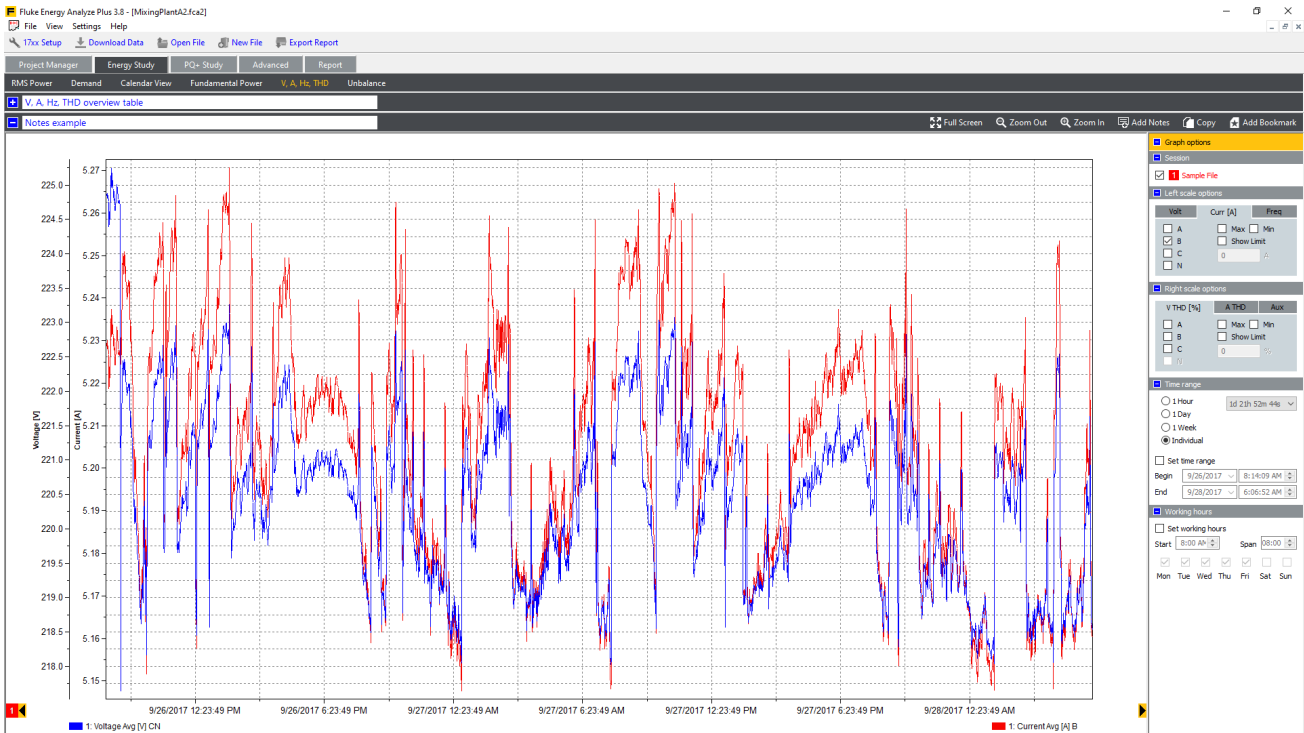
The 'PQ Meter' function gives you immediate access to live onscreen data in the field so you can quickly identify potential problems while troubleshooting. The detailed 'PQ Logging and Analysis' function eliminates the complexity of performing power quality studies by guiding you through the setup process ensuring you're capturing the right data every time. Couple these measurement modes with a unique measurement connection autocorrect function and you can be confident that you never need to worry about going back for a second measurement—even if you were unsure about what to look for when you started.

Powerful analysis software with easy-to-create reports

Fluke 1770 Series Power Quality Analyzers come standard with the powerful Fluke Energy Analyze Plus software, designed to eliminate the hassles found with other multi-purpose application software. Energy Analyze Plus helps you evaluate power quality data right out of the box and without extensive training.

Energy Analyze Plus makes downloading, analyzing, tracking, and reporting power quality and energy data easier than ever. Quickly compare results to historical values, benchmark against industry norms, compare measured data to local conditions, and create a more complete picture of what's occurring across your facility, even as the data is still being collected. Energy Analyze Plus offers unified support for the Fluke 1730, 1740, and 1770 Series of Energy Loggers and Power Quality Analyzers.

- "In-workshop" and "in-the-field" setup and download through PC application software
- Simple data downloads using USB memory stick, WiFi, LTE, wired Ethernet, or USB cable
- Analyze every measured detail of energy consumption and power quality state-of-health with automated reporting
- One-touch reporting creates standardized reports conforming to standards like EN 50160, IEEE 519, GOST 33073 IEC 61000-2-2, or export data in PQDIF or NeQual compatible format or CSV for use with third-party software
- Advanced analysis allows the user to choose any available logged parameter and create a highly customized view of measurements for advanced data correlation



High-speed voltage transient capture

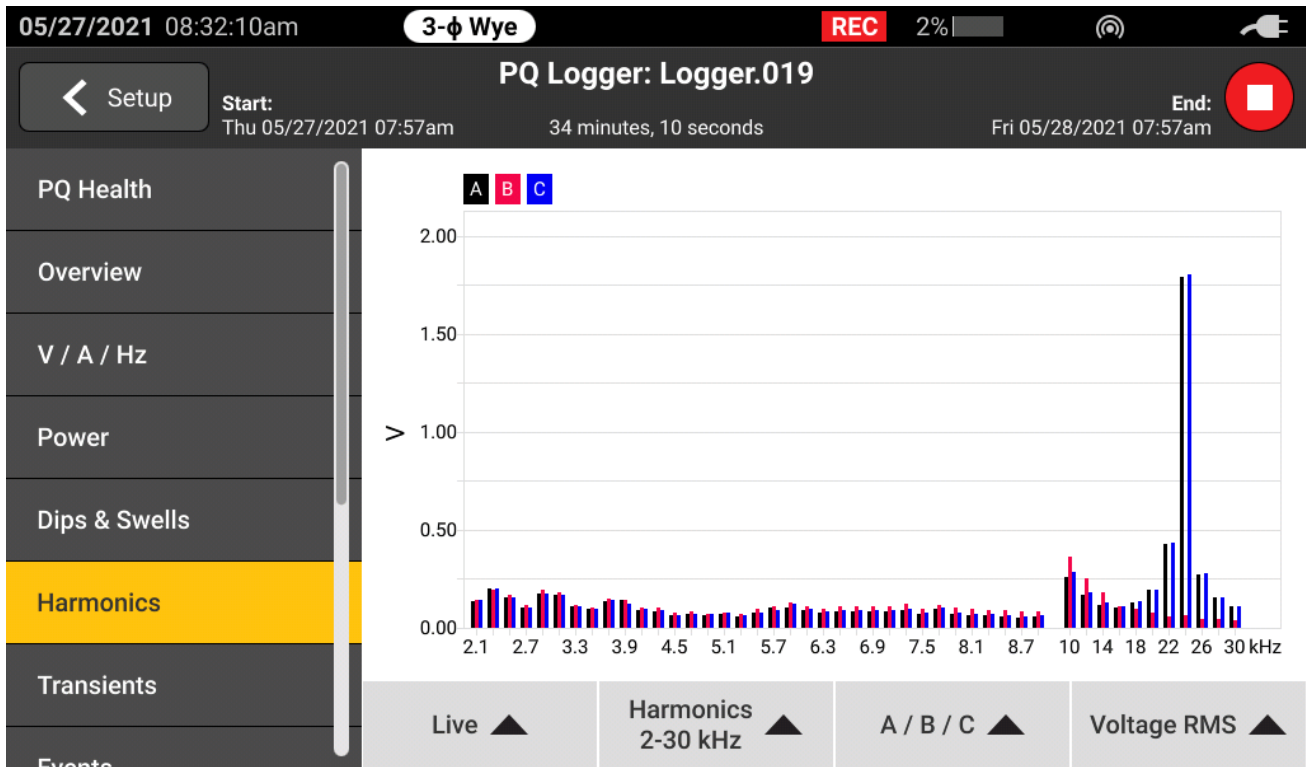
Transients negatively impact otherwise healthy systems every day and their potential to damage your equipment can't be underestimated. Whether your system is experiencing impulsive or oscillatory transients, the results can be devastating and cause problems ranging from insulation failures to total equipment failures. The Fluke 1775 and Fluke 1777 incorporate advanced transient capture technology to help you clearly identify high-speed voltage transients, so you have the data you need to stop them in their tracks. The Fluke 1775 Power Quality Analyzer has 1MHz sampling capability to capture fast transients, while the Fluke 1777 Power Quality Analyzer has 20MHz sampling capability to capture the fastest transients in high detail.



From traditional industrial systems to renewable energy systems to electric vehicles, we've got you covered

The Fluke 1770 Series was designed to be safe and easy to use in any measurement environment. The 1770 Series allows you to capture a full range of power quality variables as well as high-speed waveforms, high-speed transients, and higher frequency harmonics, all of which are instantly viewable on the large, high-resolution screen. With a best-in-class CAT IV 600 V / CAT III 1000 V overvoltage rating, these analyzers can be used at the service entrance or downstream, measuring AC and DC inputs, and harmonics measuring up to 30 kHz. With the 1770 Series you can be confident that you'll capture the data you need to make better maintenance decisions no matter the task.

Applications	1773	1775	1777
Energy surveys and load testing	•	•	•
Harmonic surveys	•	•	•
Nuisance circuit breaker tripping	•	•	
Power utility power quality surveys	•	•	
Discovery of equipment failures caused by transients	•	•	



Compliant to international standards

The Fluke 1770 Series offers the best-in-class accuracy you've come to expect from a Fluke Power Quality Analyzer in a future IEC 61000-4-30 Class A edition 3 compliant package. On top of that, the 1770 Series has been engineered to meet the future requirements of Class A edition, for conformance to EN 50160 and IEEE 519, so you'll be prepared to tackle tomorrow's measurement requirements, today.



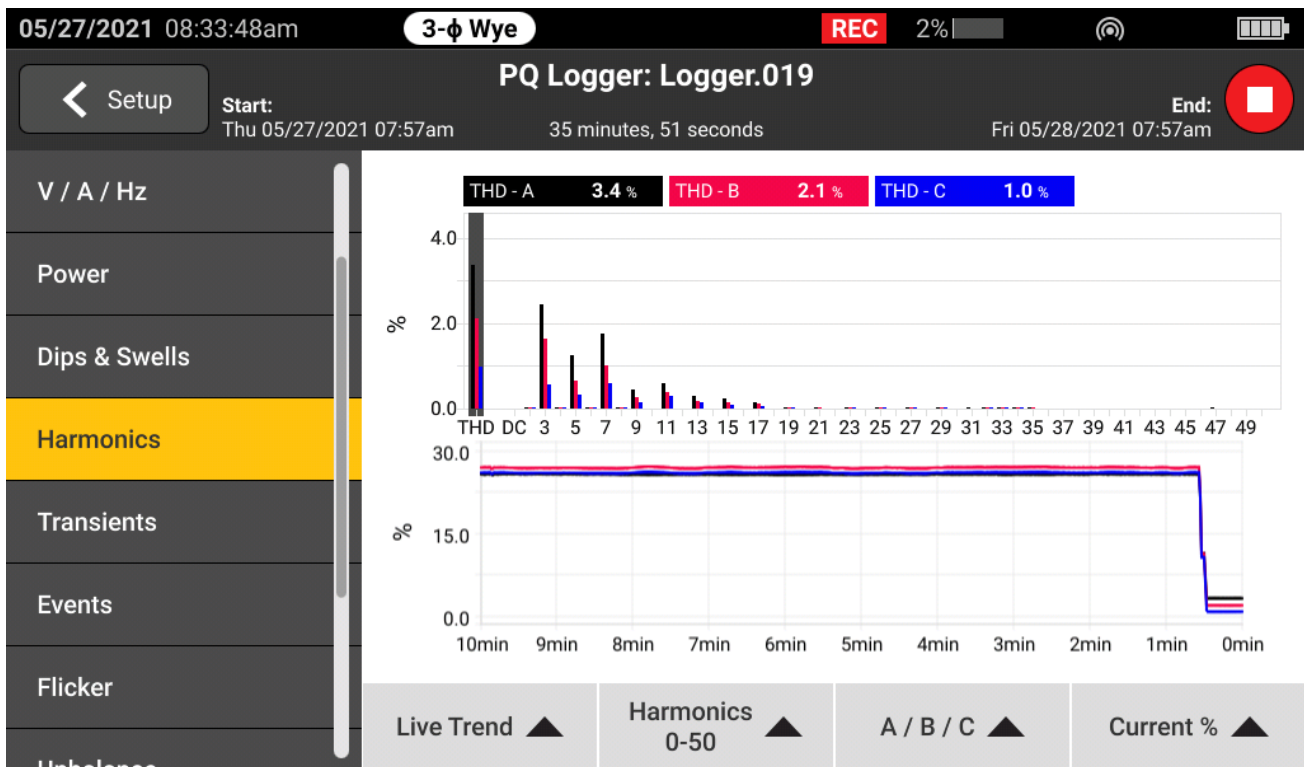
Work where, when, and how you want

No two days in the field are the same. You need a power quality analyzer that can go where you go and do what you need it to when you get there. With a full range of accessories and built-in features the Fluke 1770 Series makes it easier to get your job done. The slim ergonomic design and integrated hand strap make it easy to hold and the included hanging kit makes it easy to secure your analyzer inside a cabinet. The integrated internal power supply allows the unit to be powered directly from the measured circuit, while a 90-minute battery helps ensure you can still access and review data even when you aren't connected to a live system.

Quickly and easily transfer data to your PC using the USB C, USB A, Ethernet, Wi-Fi, cellular network support options, depending on your requirements. With an internal GPS module and an optional double insulated antenna extension cable, for amplifying GPS signals indoors, you can easily time sync your data for more accurate troubleshooting and analysis.

Calculate current harmonics limits

When downloading data from the Fluke 1770 Series Power Quality Analyzers the included Energy Analyze Plus software package can compare measured voltage and current harmonic statistical data to different standards, like EN 50160 or IEEE 519, to determine if they exceed compliance limits. This powerful predictive maintenance feature enables current harmonics to be observed before distortion appears in the voltage allowing you to prevent unexpected failures or non-compliance situations and increase system uptime. With the proliferation of inverter-based loads and power generation, keeping current harmonics in check is becoming increasingly critical to ensure reliable power quality and avoid system downtime.



Specifications: Fluke 1770 Series Three-Phase Power Quality Analyzers

Key features

Voltage inputs	
Number of inputs	4 inputs, 3 phases and neutral referenced to PE (5 connectors)
Measurement category	1000 V CAT III / 600 V CAT IV
Maximum input voltage	1000 V rms / 1000 V dc (1700 Vpk)
Nominal voltage range	Wye and single phase: variable (50 V – 1000 V) Delta: Variable (100 V – 1000 V) IEC 61000-4-30 Class A compliance for the nominal voltages (V_{din}) 100 V – 690 V
Input impedance	10 M Ω between P-P and P-N, 5 M Ω between P-PE and N-PE
Bandwidth	DC to 30 kHz for PQ measurements, excluding transients
Resolution	24-bit synchronous sampling
Sampling frequency	80 kS/s at 50/60 Hz
Scaling	1:1, variable for use of potential transformers
Voltage transients	
Measurement range	± 8 kV
Sampling rate	1775: 1 MS/s 1777: 1 MS/s, 20 MS/s
Bandwidth	DC to 1 MHz

Voltage transients		
Trigger	Adjustable trigger level. Triggers on high-frequency components > 1.5 kHz	
Resolution	14-bit synchronous sampling	
Current inputs		
Number of inputs	4 inputs 3 phases and Neutral, range selected automatically to attached sensor	
Range	AC	1 A to 1500 A with i17XX-FLEX1500 12 1 A to 1500 A with i17XX-FLEX1500 24 3 A to 3000 A with i17XX-FLEX3000 24 6 A to 6000 A with i17XX-FLEX6000 36 40 mA to 40 A with clamp i40s-EL 4 A to 400 A with clamp i400s-EL
	DC	20 A to 2000 A with 80i-2010-EL clamp
Bandwidth	DC to 30 kHz	
Resolution	24-bit synchronous sampling	
Sampling frequency	80 kS/s at 50/60 Hz	
Scaling	1:1, variable	
Input voltage	Clamp: 50 mV / 500 mV rms; CF 2.8 Rogowski Coil: 15 mV / 150 mV rms at 50 Hz, 18 mV / 180 mV rms at 60 Hz; CF 4 all at nominal probe range	
Input impedance	11 kΩ	
Aux inputs		
Wired connection with 17XX-AUX adapter		
Number of inputs	2	
Input range	Direct: 0 V dc to ± 10 V dc 0 V to 1000 V dc	
Input impedance	Direct: 2.92 MΩ	
Scale factor	Format: mx + b (gain and offset) user configurable	
Displayed units	User configurable (up to 8 characters, for example °C, psi, or m/s)	
Data acquisition voltage and current		
Input mains frequency	DC, 50/60 Hz 15 % (42.5 Hz ... 57.5 Hz, 51 Hz ... 69 Hz)	
Topologies	1-φ, 1-φ IT, Split phase, 3-φ delta, 3-φ wye IT, 3-φ Aron/Blondel (2 element delta), 3-φ delta open leg, 3-φ high leg delta	
Data storage	Fluke 1773/1775: 8 GB internal (expandable with microSD card) Fluke 1777: 32 GB microSD card (installed)	
Memory size	Typical 10 logging sessions of 8 weeks with 1-minute intervals and 100 events. The number of possible logging sessions and logging period depends on user requirements	
Real time accuracy	Internal: 3 ppm (0.26 s per day, 8 s per month) NTP (internet time): Depending on internet latency, typical < 0.1 s absolute to UTC GPS: < 1 ms absolute to UTC	
Trend interval		
Measured parameter	See operator manual	
Trend interval	User selectable: 1 sec, 3 sec, 5 sec, 10 sec, 30 sec, 1 min, 5 min, 10 min, 15 min, 30 min	

Trend interval		
Averaging interval min/max values		Voltage, Current: ½ cycle RMS (20 ms at 50 Hz, 16.7 ms at 60 Hz) Aux, Power: 200 ms
Total harmonic distortion		THD for voltage and current is calculated on 50 harmonics
Power quality measurements		
Measured parameter		See operator manual
Harmonics		h0 ... h50 % fund and RMS for voltage, current and power Phase angles for voltage and current up to h11
Interharmonics		ih0... ih50 % fund and RMS for voltage and current
Supraharmonics		2–9 kHz with 200 Hz bins 9–30 khz with 2 kHz bins RMS for voltage and current
Harmonics measurement method		Grouped, sub-grouped and single harmonic bins according to IEC 61000-4-7. Method selected automatically based on configured PQ standard or user configurable.
Total harmonic distortion		Calculated on up to 50 harmonics (depends on selected PQ standard)
Mains signaling		2 frequencies in the range from 110 Hz to 3000 Hz
Events	Voltage	Dip, swell, interruption, rapid voltage change, mains signaling, waveshape deviation, transients
	Current	Inrush current
Triggered recordings		Half cycle RMS of voltage and current for 10 s Waveform of voltage and current for 10/12 cycles Mains signaling: 200 ms RMS of mains signaling voltage up to 120 s Transients: Waveform of voltage (Fluke 1777: 1 MS/s or 20 MS/s, 500,000 pts, Fluke 1775: 1 MS/s, 25,000 pts)
Standard compliance		
Power		IEEE 1459
Harmonics		IEC 61000-4-7: Class 1 IEEE 519 (short time and very short time harmonics)
Flicker		IEC 61000-4-15 Class F1
Power quality		IEC 61000-4-30 Class A, IEC 62586 PQI-A-PI
Power quality compliance		EN 50160 + GOST + NEQUAL + NETCODE + FOL
Interfaces		
Ethernet		1 Gbit/s 1000BASE-T
USB type A		USB 2.0 high speed for USB flash drives to transfer measurement data, firmware updates and license installation. Max. supply current: 500 mA
USB-C		USB 2.0 high speed for data download to PC and calibration (requires USB type A to USB-C or USB-C to USB-C cable) Auxiliary power supply for the Analyzer (requires USB C power adapter PD 2.0 or higher with 9 V 1.8 A support) USB 3.0 super-speed for USB-C flash drives to transfer measurement data, firmware updates and license installation. Max. supply current: 900 mA

Interfaces	
WiFi/BLE module ¹	802.11 ac 2.4 GHz / 5 GHz, support for concurrent access point and client mode Bluetooth 5.0/BLE Antenna: Internal and external ²
LTE/4G module ³	LTE-A Cat 12 Worldwide LTE-A and UMTS/HSPA+ coverage Antenna: External ²
GPS	MCX connector to attach a GNSS antenna for GPS/GLONASS ²
¹ Not in 177X/BASIC versions ² Requires 5m extension cable, Fluke p/n 5263915 ³ Availability and supported providers vary by country. Check with your local Fluke representative.	

Electrical measurement accuracy

Parameter	Range	Resolution	Intrinsic Accuracy at Reference Conditions % of Reading + % of Full Scale	
Voltage	1000 V	0.1 V	0.1 % of nominal voltage in accordance with IEC 61000-4-30 Class A ^{1,2} , ±(0.04 % + 0.004 %) ³	
Voltage dips and swells	-	0.1 V	0.2 % of Vnom ^{1,2}	
Voltage transients	±8 kVpk	-	±5 % + 0.25 %	
Voltage harmonics/interharmonics	100 %	0.1 % / 0.1 mV	≥1 % Vnom ¹ : ±2.5 % of rdg. <1 % Vnom ¹ : ±0.025 Vnom	
THD on voltage	100 %	0.1 % / 0.1 V	±(2.5 % + 0.5 %)	
Voltage distortions 2-9 kHz	Max 100 V	0.1 mV	±(2.5 % + 0.1 V)	
Voltage distortions 9-30 kHz	Max 100 V	0.1 mV	±(2.5 % + 0.1 V)	
Current (Rogowski clamp mode)	With iFlex 1500 A, i17XX-FLEX1500 24	150 A 1500 A	0.01 % 0.1 A	±(1 % + 0.02 %)
	With iFlex 3000 A, i17XX-FLEX3000 24	300 A 3000 A	0.01 A 0.1 A	±(1 % + 0.03 %)
	With iFlex 6000 A, i17XX-FLEX6000 36	600 A 6000 A	0.1 A 1 A	±(1.5 % + 0.03 %)
	With AC clamp 40 A, i40s-EL	4 A 40 A	0.001 A 0.01 A	±(0.7 % + 0.02 %)
	With AC clamp 400 A, i400s-EL	40 A 400 A	0.01 A 0.1 A	±(2 % + 0.2 %) ±(0.7 % + 0.1 %)
	With AC/DC clamp 2000 A, 80i-2010s-EL	200 A 2000 A	0.01 A 0.1 A	±(0.8 % + 0.2 %)
Current min/max	100 %	defined by accessory	x2 of intrinsic accuracy	
Current harmonics/interharmonics	100 %	0.1 % / 0.01 A	≥3 % Inom: ±2.5 % of rdg.4 <3 % Inom: ±0.15 % of Inom	
THD on current	100 %	0.1 %	±(2.5 % + 0.5 %)	
Frequency	42.5 Hz ... 69 Hz	0.001 Hz	±0.01 Hz	

Parameter	Range	Resolution	Intrinsic Accuracy at Reference Conditions % of Reading + % of Full Scale
Voltage unbalance	100 %	0.1 %	±0.15 %
Current unbalance	100 %	0.1 %	±0.15 %
Flicker Pinst, Pst, Plt	0 to 20	0.01	5 %
Mains signaling voltage	Up to 3 kHz 0-15 % of Vnom	0.1 V / 0.1 %	1-3 % Vnom: ±0.15 % of Vnom 3-15 % Vnom: ±5 % of rdg.
AUX input	±10 V	0.1 mV	±(0.2 % + 0.05 %)

¹ Nominal voltage in the range of 100 V to 690 V. Also known as U_{dn}.
² 0 °C to 45 °C: Intrinsic Accuracy x2. Outside of 0 °C to 45 °C: Intrinsic Accuracy x3
³ Only for calibration laboratories
⁴ With iFlex 1500A, I17XX-FLEX1500 24

Power/Energy

Parameter	Direct Input ¹	Clamp i40S-EL
Power range W, VA, var	Clamp: 50 mV / 500 mV Rogowski: 15 mV / 150 mV	4 A / 40 A
	Clamp: 50 W / 500 W Rogowski: 15 W / 150 W	4k W / 40 kW
Max. resolution W, VA, var	0.1 W	1 W / 10 W
Phase (voltage to current) ¹	±0.2°	±1°

Parameter	iFlex 1500A, I17XX-FLEX1500 24	iFlex 3000A, I17XX-FLEX3000	iFlex 6000A, I17XX-FLEX6000
Power range W, VA, var	150 A / 1500 A	300 A / 3000 A	600 A / 6000 A
	150 kW / 1.5 MW	300 kW / 3 MW	600 kW / 6 MW
Max. resolution W, VA, var	0.1 kW / 1kW	1 kW / 10 kW	1 kW / 10k W

Parameter		I17XX-FLEX1500 24	I17XX-FLEX3000	I17XX-FLEX6000
Active power P	PF ≥ 0.99	150 A / 1500 A	300 A / 3000 A	600/6000 A
		1.2 % + 0.005 %	1.2 % + 0.0075 %	1.7 % + 0.0075 %
Active energy E _a	0.1 ≤ PF < 0.99	(1.2+√(1-PF ²)/(2 PF)) % + 0.005 %	(1.2+√(1-PF ²)/(2 PF)) % + 0.0075 %	(1.7+√(1-PF ²)/(2 PF)) % + 0.0075 %
Apparent power S Apparent energy E _{ap}	0 ≤ PF ≤ 1	1.2 % + 0.005 %	1.2 % + 0.0075 %	1.7 % + 0.0075 %
Reactive power Q Reactive energy E _r	0 ≤ PF ≤ 1	2.5 % of measured apparent power/energy		
Additional uncertainty (% of power high range)	VP-N > 250 V	0.02 %	0.02 %	0.02 %
Phase (voltage to current)	-	0.28°	0.28°	0.28°

Parameter	I17XX-FLEX1500 24	I17XX-FLEX3000	I17XX-FLEX6000
¹ Nominal voltage in the range of 100 V to 690 V. Also known as Udin. Reference Conditions Environmental: 23 °C ±5 °C, instrument operating for at least 30 minutes, no external electrical/magnetic field, RH <65 % Input conditions: Cos Φ/PF=1, Sinusoidal signal f=50/60 Hz, power supply 120 V/230 V ±10 %. Current and power specifications: Input voltage >100V Input current > 10 % of current range Primary conductor of clamps or Rogowski coil in center position Temperature coefficient: Add 0.1 x specified accuracy for each degree °C above 28 °C or below 18 °C			

General specifications

Key features	
Warranty	Analyzer: 2 years (battery not included) Accessories: 1 year (including battery)
Calibration cycle	2 years
Size (L X W X HD)	28.0 cm x 19.0 cm x 6.2 cm (11.0 in x 7.5 in x 2.4 in)
Weight	2.1 kg (4.6 lb)
Anti-theft protection	Slot to support Kensington lock
Environmental specifications	
Operating temperature range	-10 °C to 50 °C
Storage temperature range	-20 °C to 60 °C
Operating humidity	IEC 60721-3-3: 3K5, modified: -10 °C to 30 °C: ≤95 %, no condensation or ice 35 °C: 70 % 40 °C: 55 % 50 °C: 35 %
IP Rating	IEC 60529: IP50
Vibration	IEC 60721-3-3 / 3M2
Power supply	
Voltage range	100 V – 600 V -15 % / +10 % (85 V ... 660 V)
Power consumption	Max. 40 VA
Mains frequency	50/60 Hz (42.5 Hz ... 69 Hz)
UPS	Li-Ion battery BP1770 with extended temperature range, customer replaceable On-battery runtime: 1.5 hours
Safety	
General	IEC 61010-1: Pollution Degree 2
Power supply	Overvoltage Category IV 600 V With Mains Adapter MA-C8: Overvoltage Category II 300 V
Measurement	IEC 61010-2-030: CAT IV 600 V, CAT III 1000 V
Altitudes 2000 m to 4000 m	Derate to: Power Supply: Category IV 300 V With MA-C8 Adapter: Category II 150 V Measurement: CAT IV 300 V, CAT III 600 V, CAT II 1000 V

Ordering information



Fluke 1773 Power Quality Analyzer

FLUKE-1773, POWER QUALITY ANALYZER

Packaging Includes

- FLUKE-1773 Power Quality Analyzer
- I17XX-FLEX1500 24 iFLEX 1500A 24 IN (2.0M) current probes (set of four)
- FLUKE-17XX flat cable voltage test lead 3-phase+N
- AC285 black alligator clips (set of four)
- AC285 green alligator clip
- Black 1M USB-C cable
- Line cords (US, EU, UK, AUS, BRA)
- FLK-17XX 0.18M test lead set
- Green test lead
- FLUKE-177X-4204, WI-FI/BLE module
- Cable marker set (for voltage and current)
- FLUKE-174X-MA-C8 wall outlet adapter

Fluke 1773/Basic Power Quality Analyzer (No probes)

FLUKE-1773/BASIC, POWER QUALITY ANALYZER

Packaging Includes

- FLUKE-1773 Power Quality Analyzer
- FLUKE-17XX flat cable voltage test lead 3-phase+N
- AC285 black alligator clips (set of four)
- AC285 green alligator clip
- Black 1M USB-C cable
- Line cords (US, EU, UK, AUS, BRA)
- FLK-17XX 0.18M test lead set
- Green test lead

- FLUKE-177X-4204, WI-FI/BLE module
 - Cable marker set (for voltage and current)
 - FLUKE-174X-MA-C8 wall outlet adapter
-

Fluke 1775 Power Quality Analyzer

FLUKE-1775, POWER QUALITY ANALYZER

Packaging Includes

- FLUKE-1775 Power Quality Analyzer
 - I17XX-FLEX1500 24 iFLEX 1500A 24 IN (2.0M) current probes (set of four)
 - FLUKE-17XX flat cable voltage test lead 3-phase+N
 - AC285 black alligator clips (set of four)
 - AC285 green alligator clip
 - Black 1m USB-C cable
 - Line cord
 - FLK-17XX 0.18M test lead set
 - Green test lead
 - MP1-3R/1B Magnet Probe set
 - FLUKE-174X-HANGER magnetic hanging kit
 - FLUKE-177X-4204, WI-FI/BLE module
 - Cable marker set (for voltage and current)
 - FLUKE-174X-MA-C8 wall outlet adapter
 - Black soft case
-

Fluke 1775/Basic Power Quality Analyzer (No probes)

FLUKE-1775/BASIC, POWER QUALITY ANALYZER

Packaging Includes

- FLUKE-1775 Power Quality Analyzer
 - FLUKE-17XX flat cable voltage test lead 3-phase+N
 - AC285 black alligator clip
 - AC285 green alligator clip
 - Black 1m USB-C cable
 - Line cord
 - FLK-17XX 0.18M test lead set
 - Green test lead
 - Cable marker set (for voltage and current)
 - FLUKE-174X-MA-C8 wall outlet adapter
 - Black soft case
-

Fluke 1777 Power Quality Analyzer

FLUKE-1777, POWER QUALITY ANALYZER

Packaging Includes

- FLUKE-1777 Power Quality Analyzer
- I17XX-FLEX1500 24 iFLEX 1500A 24 IN (2.0M) current probes
- FLUKE-17XX flat cable voltage test lead 3-phase+N
- AC285 black alligator clip

- AC285 green alligator clip
 - Black 1m USB-C cable
 - Line cord
 - FLK-17XX 0.18M test lead set
 - Green test lead
 - MP1-3R/1B Magnet Probe set
 - FLUKE-174X-HANGER magnetic hanging kit
 - FLUKE-177X-4204, WI-FI/BLE module
 - Cable marker set (for voltage and current)
 - FLUKE-174X-MA-C8 wall outlet adapter
 - FLUKE-1777 HARDCASE rolling hard case
-

Fluke 1777/Basic Power Quality Analyzer (No probes)

FLUKE-1777/BASIC, POWER QUALITY ANALYZER

Packaging Includes

- FLUKE-1777 Power Quality Analyzer
 - FLUKE-17XX flat cable voltage test lead 3-phase+N
 - AC285 black alligator clip
 - AC285 green alligator clip
 - Black 1m USB-C cable
 - Line cord
 - FLK-17XX 0.18M test lead set
 - Green test lead
 - Cable marker set (for voltage and current)
 - FLUKE-174X-MA-C8 wall outlet adapter
 - FLUKE-1777 HARDCASE rolling hard case
-



Fluke. *Keeping your world up and running.®*

Fluke Corporation
PO Box 9090, Everett, WA 98206 U.S.A.

For more information call:
In the U.S.A. (800) 443-5853
In Canada (800) 36-FLUKE
From other countries +1 (425) 446-5500
www.fluke.com

©2021 Fluke Corporation.
Specifications subject to change without notice.
11/2021

**Modification of this document is not permitted
without written permission from Fluke Corporation.**