

# FLUKE®

## T5-600/T5-1000

### Electrical Tester

#### Instruction Card

#### ⚠ Warning

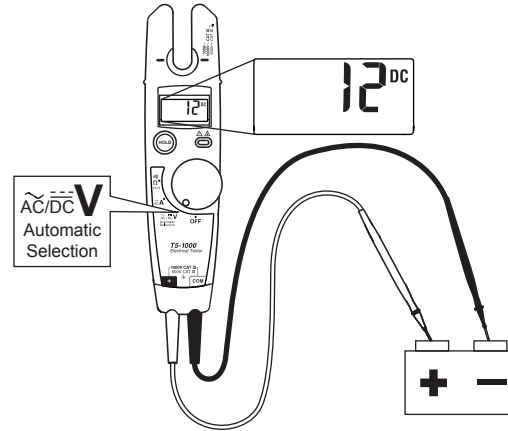
- Read the T5-600/T5-1000 Safety Sheet before using this tester.
- Lisez la fiche de sécurité T5-600/T5-1000 avant d'utiliser cet appareil.
- Prima di usare questo tester leggere le istruzioni per la sicurezza allegate al T5-600/T5-1000.
- Vor Verwendung des Prüfgeräts das Sicherheitsblatt T5-600/T5-1000 lesen.
- Lea la hoja de instrucciones de seguridad T5-600/T5-1000 antes de utilizar este probador.
- Antes de usar este instrumento de teste, leia a Folha de Segurança T5-600/T5-1000.
- Lees vóór gebruik van deze tester het veiligheidsblad bij de T5-600/T5-1000.
- Les sikkerhetsdataene for T5-600/T5-1000 før testinstrumentet tas i bruk.
- Man bør læse sikkerhedsanvisning T5-600/T5-1000 inden man benytter instrumentet.
- Lue T5-600/T5-1000 –turvaohjeet ennen tämän mittarin käyttöä.
- Läs säkerhetsdatabladet för T5-600/T5-1000 innan du använder denna testare.
- 本器を使用する前に、T5-600/T5-1000 Safety Sheet をお読みください。
- 이 테스터를 사용하기 전에 T5-600/T5-1000 안전 지침을 읽으십시오.
- 使用该测试仪之前，请参阅 T5-600/T5-1000 安全说明书。
- 使用本测试仪之前，请参阅 T5-600/T5-1000 安全说明书。
- เพื่อความปลอดภัยโปรดอ่าน T5-600/T5-1000 ก่อนการใช้งานทุกครั้ง

#### Voltage Indicator



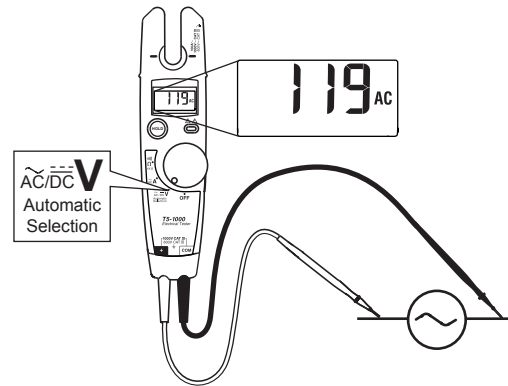
≡ V

T5-600 max: 600 V CAT III  
T5-1000 max: 1000 V CAT III, 600 V CAT IV

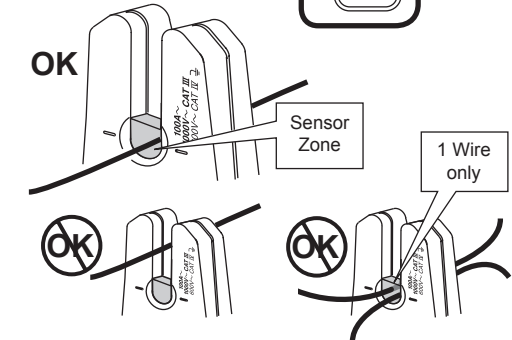
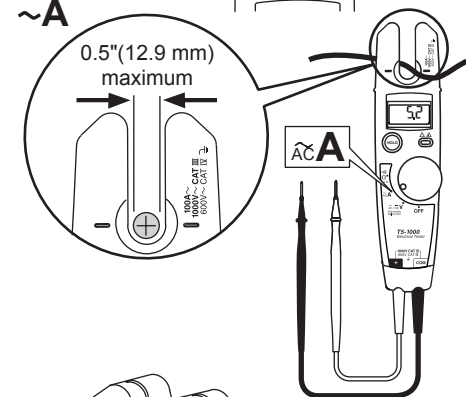
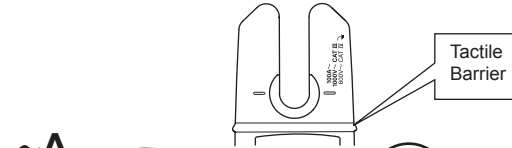
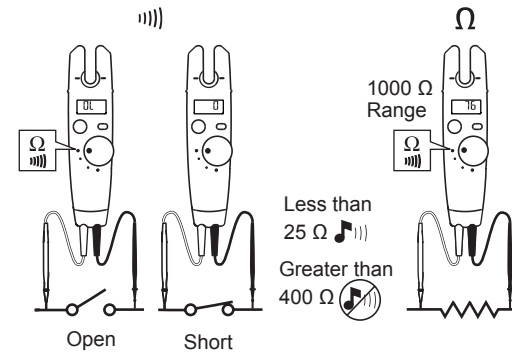


≈ V

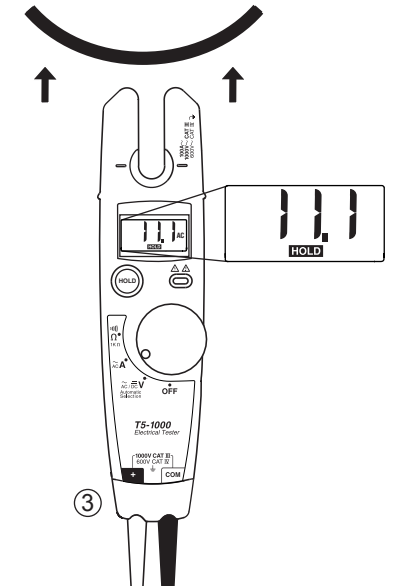
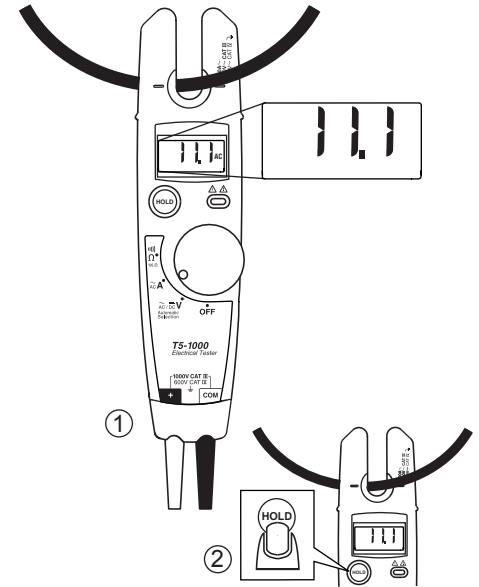
45 Hz - 66 Hz  
T5-600 max: 600 V rms CAT III  
T5-1000 max: 1000 V rms CAT III, 600 V rms CAT IV



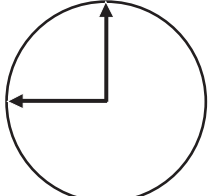
#### Continuity & Resistance Ω



#### Display HOLD

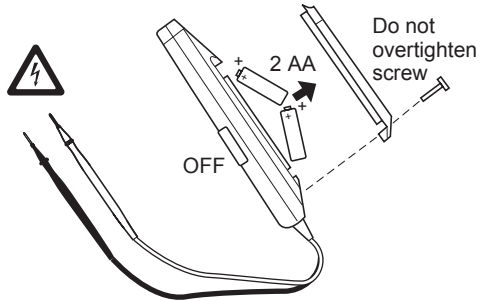


## Auto Off



45 min

LO +



## ⚠ Warning

- Disconnect test leads from power source before opening battery door.
- Débranchez les cordons d'essai avant d'ouvrir le couvercle de la pile.
- Prima di aprire lo sportello del vano della pila, scollegare i cavetti dal circuito di alimentazione.
- Die Prüfleiter vor dem Öffnen des Batteriefachs von der Stromquelle trennen.
- Desconecte los conductores de prueba de la fuente de alimentación antes de abrir la cubierta de la batería.
- Antes de abrir a tampa do compartimento das pilhas, desconecte os terminais de teste da fonte de alimentação.
- Maak de meetkabels los van de stroombron voordat u de batterijklep opent.
- Koble prøveledningene fra strømkilden før batteridekselet åpnes.
- Søgeledningerne skal tages evt. emne, inden batteridækslet åbnes.
- Irrota koestusjohtimet virtalähteestä ennen paristolokeron avaamista.
- Koppla bort mätsladdarna från strömkällan innan du öppnar batteriluckan.
- バッテリー・ドアを開ける前に、テストリードを電源からはずしてください。
- 배터리 도어를 열기 전에 테스트 리드를 전원과 분리하십시오.
- 打开电池门之前，请先从电源断开测试导线。
- 打開電池蓋之前，請從電源上拔掉測試導線。
- ถอดขั้วทดสอบจากแหล่งไฟฟ้าก่อนเปิดกล่องแบตเตอรี่

## Specifications

Specifications subject to change without notice.

<b>Calibration</b>	1-year calibration cycle
<b>Temperature Operating:</b> <b>Storage:</b>	-10 °C to +50 °C (14 °F to 122 °F) -30 °C to +60 °C (-22 °F to +140 °F)
<b>Altitude Operating:</b> <b>Storage:</b>	2000 m (6562 ft) 10,000 m (32808 ft)
<b>Relative Humidity</b>	0 % to 95 %, 5 °C to 30 °C (41 °F to 86 °F); 0 % to 75 %, 30 °C to 40 °C (86 °F to 104 °F); 0 % to 45 %, 40 °C to 50 °C (104 °F to 122 °F)
<b>Battery Type and Life</b>	AA (2); 360 hours continuous with alkaline; 125 hours continuous with zinc chloride
<b>RF Field Specification</b>	0.5 % full scale + (specified accuracy) at 3 V / m
<b>Enclosure Rating</b>	IP 52 per IEC 60529, no vacuum applied
<b>Temperature coefficient</b>	0.1 x (specified accuracy) / °C for <18 °C or >28 °C (< 64.4 °F or > 82.4 °F)
<b>Accuracy</b>	± ( [ % of reading ] + [ number of least significant digits ] ) Accuracy is specified for 1 year after calibration, at 18 °C to 28 °C (64 °F to 82 °F) with relative humidity to 90 %. AC conversions are ac-coupled, average responding, and calibrated to the rms value of a sine wave input.

Safety ..... IEC 61010-1: Pollution Degree 2  
Electromagnetic  
Environment ..... IEC 61326-1: Portable

Function	T5-600 Range (600 V CAT III)	T5-1000 Range (1000 V CAT III)	Resolution	Accuracy
$\tilde{V}$	600 V rms	1000 V rms	1 V	±(1.5 % + 2 digits) 45 Hz - 66 Hz
$\bar{V}$	600 V	1000 V	1 V	±(1 % + 1 digit)
$\tilde{A}$	100.0 A	100.0 A	0.1 A	±(3 % + 3 digits) 45 Hz - 66 Hz
$\Omega$	1000 $\Omega$	1000 $\Omega$	1 $\Omega$	±(1 % + 2 digits)

## Replacement Parts

Test Lead Assembly. Replace only with Fluke double-insulated leads (□) See "Accessories" for available probes.	PN 648029
Battery Door	PN 2091779
Battery Door Screw	PN 8758161

Use only specified replacement parts.

## Accessories

H5 Belt Holster  
TP1 Probe Set, Flat-Blade  
AC285 SureGrip™ Alligator Clips  
AC220 SureGrip™ Alligator Clips  
Service Information Sheet, PN 686953

To contact Fluke, call:

USA: 1-800-44-FLUKE (1-800-443-5853)  
Canada: 1-800-36-FLUKE (1-800-363-5853)  
Europe: +31 402-675-200  
Japan: +81-67143114  
Singapore: +65-738-5655  
Anywhere in the world: +1-425-446-5500

Visit Fluke's Web site at [www.fluke.com](http://www.fluke.com).